


Документ подписан простой электронной подписью
Информация о владельце:
ФИО: Сахарчук Елена Сергеевна
Должность: Проректор по образовательной деятельности
Дата подписания: 16.05.2024 10:32:03
Уникальный программный ключ:
d37ecce2a38525810859f295de19f107b21a04b6

**ФЕДЕРАЛЬНОЕ ГОСУДАРСТВЕННОЕ БЮДЖЕТНОЕ ОБРАЗОВАТЕЛЬНОЕ
УЧРЕЖДЕНИЕ
ИНКЛЮЗИВНОГО ВЫСШЕГО ОБРАЗОВАНИЯ
«МОСКОВСКИЙ ГОСУДАРСТВЕННЫЙ ГУМАНИТАРНО-ЭКОНОМИЧЕСКИЙ
УНИВЕРСИТЕТ»**

КАФЕДРА РОМАНО-GERMANСКИХ ЯЗЫКОВ

УТВЕРЖДАЮ
Проректор по учебно-методической работе
 Е.С. Сахарчук
«27» апреля 2022 г.

**ФОНД ОЦЕНОЧНЫХ СРЕДСТВ
ПО ДИСЦИПЛИНЕ**

ИНОСТРАННЫЙ ЯЗЫК

образовательная программа направления подготовки
39.03.01 Социология

**Направленность (профиль)
Социология социальной сферы**

Москва 2022

Разработчик: МГГЭУ, д.и.н., проф., профессор кафедры романо-германских языков
место работы, занимаемая должность


Подпись

Репко С.И.
Ф.И.О.

« 5 » 04 2022 г.
Дата

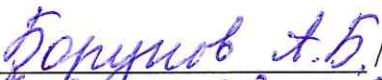
Фонд оценочных средств рассмотрен и одобрен на заседании кафедры романо-германских языков

(протокол № 8 от «07» апреля 2022 г.)


на заседании Учебно-методического совета МГГЭУ
(протокол № 1 от «27» апреля 2022 г.)

СОГЛАСОВАНО:


Представитель работодателя
или объединения работодателей


А.Б. Борунов, зам. директора
по УВР МГГЭУ, Москва
«Школа 2104 по-
магачке»
«07» апреля 2022 г.

Начальник учебно-методического управления


И.Г. Дмитриева
«27» апреля 2022 г.

Начальник методического отдела


Д.Е. Гапеев
«27» апреля 2022 г.

и.о. Декан факультета


А.А. Антоновская
«27» апреля 2022 г.

Содержание

1. Паспорт фонда оценочных средств.....
2. Перечень оценочных средств.....
3. Описание показателей и критериев оценивания компетенций.....
4. Методические материалы, определяющие процедуры оценивания результатов обучения, характеризующих этапы формирования компетенций.....
5. Материалы для проведения текущего контроля и промежуточной аттестации.....

1. ПАСПОРТ ФОНДА ОЦЕНОЧНЫХ СРЕДСТВ

по дисциплине «Иностранный язык»

Оценочные средства составляются в соответствии с рабочей программой дисциплины и представляют собой совокупность контрольно-измерительных материалов (типовые задачи (задания), контрольные работы, тесты и др.), предназначенных для измерения уровня достижения обучающимися установленных результатов обучения.

Оценочные средства используются при проведении текущего контроля успеваемости и промежуточной аттестации.

Таблица 1 - Перечень компетенций, формируемых в процессе освоения дисциплины

Код компетенции	Наименование результата обучения
УК-4	Способен применять современные коммуникативные технологии, в том числе на иностранном(ых) языке(ах), для академического и профессионального взаимодействия

Конечными результатами освоения дисциплины являются сформированные когнитивные дескрипторы «знать», «уметь», «владеть», расписанные по отдельным компетенциям. Формирование дескрипторов происходит в течение всего семестра по этапам в рамках контактной работы, включающей различные виды занятий и самостоятельной работы, с применением различных форм и методов обучения.

2. ПЕРЕЧЕНЬ ОЦЕНОЧНЫХ СРЕДСТВ¹

Таблица 2

№	Наименование оценочного средства	Характеристика оценочного средства	Представление оценочного средства в ФОС
1	Опрос	Средство контроля усвоения учебного материала темы, раздела или разделов дисциплины, организованное в виде собеседования преподавателя с обучающимися. Целью оценочного средства является получение от учащихся ответов на заранее сформулированные вопросы.	Вопросы к устному опросу
2	Тест	Средство, позволяющее оценить уровень знаний обучающегося путем выбора им одного из нескольких вариантов ответов на поставленный вопрос. Возможно использование тестовых вопросов, предусматривающих ввод обучающимся короткого и однозначного ответа на поставленный вопрос.	Тестовые задания

Приведенный перечень оценочных средств при необходимости может быть дополнен.

¹ Указываются оценочные средства, применяемые в ходе реализации рабочей программы данной дисциплины.

3. ОПИСАНИЕ ПОКАЗАТЕЛЕЙ И КРИТЕРИЕВ ОЦЕНИВАНИЯ КОМПЕТЕНЦИЙ

Оценивание результатов обучения по дисциплине Иностранный язык осуществляется в соответствии с Положением о текущем контроле успеваемости и промежуточной аттестации обучающихся.

Предусмотрены следующие виды контроля: текущий контроль (осуществление контроля всех видов аудиторной и внеаудиторной деятельности обучающегося с целью получения первичной информации о ходе усвоения отдельных элементов содержания дисциплины) и промежуточная аттестация (оценивается уровень и качество подготовки по дисциплине в целом).

Показатели и критерии оценивания компетенций, формируемых в процессе освоения данной дисциплины, описаны в табл. 3.
Таблица 3.

Код компетенции	Уровень освоения компетенции	Индикаторы достижения компетенции	Вид учебных занятий ² , работы, формы и методы обучения, способствующие формированию и развитию компетенций ³	Контролируемые разделы и темы дисциплины ⁴	Оценочные средства, используемые для оценки уровня сформированности компетенции ⁵	Критерии оценивания результатов обучения
УК-4	Знает					
	Недостаточный уровень Оценка «незачтено», «неудовлетворительно»	УК-4. 3-1. Знает принципы построения устного и письменного высказывания на государственном и иностранном языках; требования к деловой устной и письменной коммуникации.	Практические занятия	Text 1. The Sociology of Consumption Text 2. The Sociology of Race and Ethnicity Text 3. The Sociology of Systemic Racism Text 4. How to Understand Interpretive Sociology	Тестовые задания, устный опрос,	Не знает принципы построения устного и письменного высказывания на государственном и иностранном языках; требования к деловой устной и письменной коммуникации .
	Базовый уровень Оценка, «зачтено», «удовлетворительно»	УК-4. 3-1. Знает принципы построения устного и	Практические занятия	Text 5. Units of Analysis as Related to Sociology	Тестовые задания, устный опрос,	Частично знает принципы построения устного и

² Лекционные занятия, практические занятия, лабораторные занятия, самостоятельная работа...

³ Необходимо указать активные и интерактивные методы обучения (например, интерактивная лекция, работа в малых группах, методы мозгового штурма и т.д.), способствующие развитию у обучающихся навыков командной работы, межличностной коммуникации, принятия решений, лидерских качеств.

⁴ Наименование темы (раздела) берется из рабочей программы дисциплины.

⁵ Оценочное средство должно выбираться с учетом запланированных результатов освоения дисциплины, например:

«Знать» – собеседование, коллоквиум, тест...

«Уметь», «Владеть» – индивидуальный или групповой проект, кейс-задача, деловая (ролевая)

игра, портфолио...

		письменного высказывания на государственном и иностранном языках; требования к деловой устной и письменной коммуникации.		Text 6. A Sociological Look at Crime Text 7. The German sociologist Max Weber Text 8. The Asch Conformity Experiments		письменного высказывания на государственном и иностранном языках; требования к деловой устной и письменной коммуникации .
	Средний уровень Оценка «зачтено», «хорошо»	УК-4. 3-1. Знает принципы построения устного и письменного высказывания на государственном и иностранном языках; требования к деловой устной и письменной коммуникации.	Практические занятия	Text 9. French sociologist Émile Durkheim Text 10. Sociologist Erving Goffman and his "The Presentation of Self in Everyday Life" Text 11. Sociologist Barbara Ehrenreich and her "Nickel and Dimed: On Not Getting By In America" Text 12. Sociologist George Ritzer and his "The McDonaldization	Тестовые задания, устный опрос,	В основном знает принципы построения устного и письменного высказывания на государственном и иностранном языках; требования к деловой устной и письменной коммуникации .
	Высокий уровень Оценка «зачтено», «отлично»	УК-4. 3-1. Знает принципы построения устного и письменного высказывания на государственном и иностранном языках;	Практические занятия		Тестовые задания, устный опрос,	В совершенстве знает принципы построения устного и письменного высказывания на государственном и иностранном языках;

		требования к деловой устной и письменной коммуникации.		of Society"		требования к деловой устной и письменной коммуникации .
	Умеет					
Недостаточный уровень Оценка «незачтено», «неудовлетворительно»	УК-4.3-1 Умеет применять языковые средства для достижения профессиональных целей на русском и иностранном (-ых) языке (-ах).	Практические занятия	Text 1. The Sociology of Consumption Text 2. The Sociology of Race and Ethnicity Text 3. The Sociology of Systemic Racism	Тестовые задания, устный опрос	Не умеет применять языковые средства для достижения профессиональных целей на русском и иностранном (-ых) языке	
Базовый уровень Оценка, «зачтено», «удовлетворительно»	УК-4.3-1 Умеет применять языковые средства для достижения профессиональных целей на русском и иностранном (-ых) языке (-ах).	Практические занятия	Text 4. How to Understand Interpretive Sociology Text 5. Units of Analysis as Related to Sociology Text 6. A Sociological Look at Crime Text 7. The German sociologist Max Weber Text 8. The Asch Conformity	Тестовые задания, устный опрос	Частично умеет применять языковые средства для достижения профессиональных целей на русском и иностранном (-ых) языке	
Средний уровень Оценка «зачтено», «хорошо»	УК-4.3-1 Умеет применять языковые средства для достижения профессиональных целей на русском и иностранном (-	Практические занятия		Тестовые задания, устный опрос	В основном умеет применять языковые средства для достижения профессиональных целей на русском и иностранном (-	

		ых) языке (-ах).		Experiments Text 9. French sociologist Émile Durkheim Text 10. Sociologist Erving Goffman and his "The Presentation of Self in Everyday Life" Text 11. Sociologist Barbara Ehrenreich and her "Nickel and Dimed: On Not Getting By In America" Text 12. Sociologist George Ritzer and his "The McDonaldization of Society"		ых) языке
	Высокий уровень Оценка «зачтено», «отлично»	УК-4.3-1 Умеет применять языковые средства для достижения профессиональных целей на русском и иностранном (-ых) языке (-ах).	Практические занятия		Тестовые задания, устный опрос	В совершенстве умеет применять языковые средства для достижения профессиональных целей на русском и иностранном (-ых) языке
	Владеет					
	Недостаточный уровень Оценка «незачтено», «неудовлетворительно»	УК-4.3-1. Владеет способностями выстраивать стратегию устного и письменного общения на	Практические занятия	Text 1. The Sociology of Consumption Text 2. The Sociology of Race and Ethnicity	Тестовые задания, устный опрос	Не владеет способностями выстраивать стратегию устного и письменного общения на русском и

		русском и иностранном (-ых) языке (-ах) в рамках межличностного и межкультурного общения.		Text 3. The Sociology of Systemic Racism Text 4. How to Understand Interpretive Sociology		иностранном (-ых) языке (-ах) в рамках межличностного и межкультурного общения.
	Базовый уровень Оценка, «зачтено», «удовлетворительно»	УК-4.3-1. Владеет способностями выстраивать стратегию устного и письменного общения на русском и иностранном (-ых) языке (-ах) в рамках межличностного и межкультурного общения.	Практические занятия	Text 5. Units of Analysis as Related to Sociology Text 6. A Sociological Look at Crime Text 7. The German sociologist Max Weber Text 8. The Asch Conformity Experiments	Тестовые задания, устный опрос	Частично владеет способностями выстраивать стратегию устного и письменного общения на русском и иностранном (-ых) языке (-ах) в рамках межличностного и межкультурного общения.
	Средний уровень Оценка «зачтено», «хорошо»	УК-4.3-1. Владеет способностями выстраивать стратегию устного и письменного общения на русском и иностранном (-ых) языке (-ах) в рамках межличностного и	Практические занятия	Text 9. French sociologist Émile Durkheim Text 10. Sociologist Erving Goffman and his "The Presentation of Self in Everyday Life" Text 11. Sociologist	Тестовые задания, устный опрос	В основном владеет способностями выстраивать стратегию устного и письменного общения на русском и иностранном (-ых) языке (-ах) в рамках межличностного и

		межкультурного общения.		Barbara Ehrenreich and her "Nickel and Dimed: On Not Getting By In America" Text 12. Sociologist George Ritzer and his "The McDonaldization of Society"		межкультурного общения.
	Высокий уровень Оценка «зачтено», «отлично»	УК-4.3-1. Владеет способностями выстраивать стратегию устного и письменного общения на русском и иностранном (-ых) языке (-ах) в рамках межличностного и межкультурного общения.	Практические занятия		Тестовые задания, устный опрос	В совершенстве владеет способностями выстраивать стратегию устного и письменного общения на русском и иностранном (-ых) языке (-ах) в рамках межличностного и межкультурного общения.

4. Методические материалы, определяющие процедуры оценивания результатов обучения

Устный опрос позволяет оценить знания и кругозор студента, умение логически построить ответ, владение монологической речью и иные коммуникативные навыки. Устный опрос обладает большими возможностями воспитательного воздействия преподавателя, т.к. при непосредственном контакте создаются условия для его неформального общения студентом.

Тест является простейшей формой контроля, направленной на проверку владения терминологическим аппаратом, современными информационными технологиями и конкретными знаниями в области фундаментальных и прикладных дисциплин. Тест состоит из небольшого количества элементарных задач; может предоставлять возможность выбора из перечня ответов; занимает часть учебного занятия (10-30 минут); правильные решения разбираются на том же или следующем занятии. Частота тестирования определяется преподавателем.

5. Материалы для проведения текущего контроля и промежуточной аттестации

Вопросы для устного опроса

1. Small towns in the USA and GB (sociological survey)
2. Women's Life in the USA and GB (sociological survey)
3. Sociology of Culture and Entertainment in the USA and GB (sociological survey)

Контролируемые компетенции: УК-4

Оценка компетенций осуществляется в соответствии с таблицей 4.

Тестовые задания

1. When Mark arrived, the Johnsons _____ dinner, but stopped in order to talk to him.
a) were having c) had been having
b) had d) was having
2. While Tom _____ a book, Martha _____ TV.
a) was reading, watched c) was reading, was watching
b) read, watched d) read, was watching
3. The food that Ann is cooking in the kitchen _____ delicious.
a) is smelling c) smelt
b) smells d) will smell
4. We called our friends in London yesterday to tell them about the reunion that we _____.
a) will plan c) plan
b) were planning d) have planned
5. Catherine is studying law at the university, and so _____ Nick.
a) is c) was
b) does d) were
6. I feel terrible. I think I _____ to be sick.
a) will c) am going
b) go d) will be going
7. My colleagues usually _____ four days a week, and till week they _____ five days.
a) work, work c) are working, are working
b) are working, work d) work, are working
8. It _____ outside; I do not like to walk in such weather.
a) rains c) is raining
b) is rain d) is rained
9. I _____ a very difficult day tomorrow. I need to prepare for the exam.
a) will have c) have
b) am having d) would have
10. At 10 o'clock in the morning on Wednesday Tom _____ a delegation in the office.
a) will receive c) will be receiving
b) is receiving d) would receive
11. Although the sun was shining, it was still cold, because it _____ hard for two hours.
a) had been raining c) had rained
b) was raining d) is raining
12. She _____ at the parcel long enough, before she _____ that it was for her brother.
a) had been looking, had understood
b) had been looking, understood
c) was looking, understood
d) was looking, had understood

13. I _____ to the cinema but my friend persuaded me to stay.
 a) am not going c) did not go
 b) was going d) had been going
14. We were good friends, we _____ each other for years.
 a) had known c) were knowing
 b) had knowing d) know
15. We were extremely tired at the end of the journey. We _____ for more than 24 hours.
 a) had travelled c) had been travelling
 b) were travelling d) travel
16. How long _____ this book? How many pages of this book _____?
 a) have you been reading, have you been reading
 b) have you read, have you read
 c) have you read, you read
 d) have you been reading, have you read
17. We always go to Saint Petersburg for our holidays. We _____ there for years.
 a) have been going c) go
 b) are going d) were going
18. I have lost my key again. I _____ things. I lose things too often.
 a) always lose c) have always lost
 b) am always losing d) was always losing
19. The economic situation is already very bad and it _____ worse.
 a) is getting c) got
 b) gets d) would be getting
20. What time _____ your friend _____ tomorrow?
 a) will arrive c) will be arriving
 b) is arrived d) will arriving

Тест 2

Выберите правильный вариант.

1. We _____ to the top of Holborn Hill before I _____ that he was not smiling at all.
 a) had got, knew c) were getting, knew
 b) got, knew d) have got, have known
2. Turning from the Temple gate as soon as I _____ the warning, I _____ my way to Fleet Street, and then _____ to Covent Garden.
 a) was reading, made, drove
 b) have read, made, drove
 c) had read, made, drove
 d) read, made, drove
3. Seventy-seven detective novels and books of stories by Agatha Christie _____ into every major language, and her sales _____ in tens of millions.
 a) are translated, are calculated
 b) were translated, were calculated
 c) have been translated, are calculated
 d) had been translated, were calculated
4. In recent years, scientific and technological developments _____ human life on our planet, as well as our views both of ourselves as individuals in society and of the universe as a whole.
 a) have drastically changed c) are drastically changing
 b) drastically changed d) change drastically

5. Before we _____ from swimming in the river near the camp, someone _____ our clothes, and we had to walk back with our towels around us.
 a) returned, stole c) were returning, stole
 b) had returned, had stolen d) returned, had stolen
6. Our new neighbours _____ in Arizona for ten years before moving to their present house.
 a) had been living c) have been living
 b) lived d) were living
7. We went into the house by a side door and the first thing I _____ was that the passages _____ all dark, and that she _____ a candle burning there.
 a) noticed, were, left
 b) had noticed, had been, had left
 c) noticed, were, had left
 d) have noticed, were, had left
8. The sun _____ brightly all day on the roof of my attic, and the room was warm.
 a) was shining c) has shone
 b) shone d) had been shining
9. Although the period that we call "the Renaissance" _____ in Italy in the fourteenth century, this idea of rebirth in learning characterized other epochs in history in different parts of the world.
 a) begins c) began
 b) had begun d) will begin
10. Egyptians left no written accounts as to the execution of mummification, so the scientists _____ to examine mummies and establish their own theories.
 a) had c) are having
 b) have d) have had
11. In spite of the fact that it _____ all day long, the match _____ and the stands were full of spectators.
 a) had been raining, was not cancelled
 b) rained, was not cancelled
 c) was raining, has not cancelled
 d) had rained, had not been cancelled
12. Many football fans claimed that after "Real FC" _____ that important game it _____ no chance to win the championship.
 a) lost, had c) had lost, had
 b) lose, has d) will lose, will have
13. I wish he _____ last Friday but his flight _____ because of bad weather. If he _____ the next day I would have brought him by car.
 a) arrived, was cancelled, called
 b) had arrived, was cancelled, had called
 c) had arrived, had been cancelled, called
 d) arrived, have cancelled, had called

14. After many long years of devoted and patient instruction, the doctor _____ able to get the boy to clothe and feed himself, recognize and utter a number of words, as well as write letters and form words.

- a) was
- b) has been
- c) had been
- d) were

15. At the first stages of the Industrial Revolution advertising _____ a relatively straightforward means of announcement and communication and was used mainly to promote novelties and fringe products which _____ unknown to the public.

- a) had been, were
- b) had been, had been
- c) was, were
- d) was being, were

16. Towards the end of the 19th century the larger companies _____ more and more on mass advertising to promote their new range of products. The market during this period _____ by a small number of giant, conglomerate enterprises.

- a) relied, has been controlled
- b) relied, had been controlled
- c) were relying, has been controlled
- d) relied, were controlled

17. To cater for the fitness boom of the 80s and provide the up-to-date facilities people want, over 1,500 private health and fitness clubs _____ during the past 15 years.

- a) were built
- b) had been built
- c) have been built
- d) will be built

18. In 1936 the British Broadcasting Corporation _____ to provide a public radio service. Since then the BBC _____ by the establishment of independent and commercial radio and television, which _____ the BBC's broadcasting monopoly.

- a) was established, was influenced, removed
- b) was established, has been influenced, removed
- c) was established, has been influenced, had removed
- d) was established, had been influenced, removed

19. The Neolithic Age was a period of history which _____ in approximately 6000 B.C. and _____ until 3000 B.C.

- a) began, lasted
- b) had begun, lasted
- c) began, was lasting
- d) had begun, had been lasting

20. A major problem in the construction of new buildings is that windows _____ while air conditioning systems

- a) have been eliminated, have not been perfected
- b) were eliminated, were not perfected
- c) had been eliminated, had not been perfected
- d) eliminate, are not perfected

Text 4

Try to answer all questions. There is one mark per question. Write your answers a, b, c in the space.

Answer the questions given below. Do all the tasks.

1. Companies where people are expected to work for a long time each day are characterized as....

- a. Long-hours culture
- b. canteen culture
- c. macho culture

2. Ideas typically associated with men: physical strength, aggressiveness, etc.
 - a. Long-hours culture b. canteen culture c. macho culture
3. The ways that people in an organization such as police think and talk, not approved by the leaders of the organization.
 - a. Long-hours culture b. canteen culture c. macho culture

I. Match each statement with one of the service industries listed in the box. There is one extra industry that you don't have to use.

1. In our shop we sell high quality shoes from Italy.
2. We offer low-cost package holidays in Spain, Portugal and France.
3. We manage the largest, and most modern, private hospital in England.
4. We have 22 executive flats to sell close to the city's business district,
5. We currently supply in-flight meals to seven international airlines.
6. Our health and sports clubs can be found in over 130 hotels in the UK.
 - a) catering,
 - b) financial services, c) healthcare,
 - d) leisure,
 - e) property,
 - f) retail,
 - g) telecommu- nications,
 - h) tourism
7. We give advice on how to save money or where to invest it.

II. Choose the best word from the brackets () to fill in the gap.

1. We did a _____ in which we interviewed 200 members of the public. (survey/ research).
2. I am on the _____ panel for Smiths Frozen Meals. (researcher/ consumer).
3. We hope to produce this medicine on an industrial _____ by 2015. (size/ scale).
4. Our new drug is _____ against all common forms of malaria. (effective/ active).
5. In _____, 90% preferred the taste of our new coffee. (trials/ questionnaires).
6. We'll see what customers think of the new model after the _____ in April. (rollout/ forecast).

III. Choose the best word to fill each gap from the alternatives given below. Put a circle around the letter, A, B, or C, of the word you choose.

„We are very excited about our new multimedia range. The original 1) _____ was to produce a large, flat screen that would hang on the wall like a picture. Our 2) _____ research showed us that people don't want huge TV's in the living rooms. 80% of people who filled in our 3) _____ said that they wanted one screen to be a TV, a computer monitor, or used to show DVDs. It took us two years to make the 4) _____. When we showed it to our 5) _____ group, they loved it. There were one or two small 6) _____, but we solved them easily. We are having a big product 7) _____ next week and our sales 8) _____ is approximately 100, 000 units in the first year.“

1. A. design B. concept C. manufacture
2. A. market B. shop C. laboratory
3. A. application B. interview C. questionnaire

4. A. trial B. version C. prototype
5. A. focus B. panel C. thought
6. A. insects B. bugs C. flies
7. A. launch B. survey C. rollout
8. A. team B. department C. forecast
- IV. Fill the gap in each sentence by writing the correct form of the verb given in brackets.
 1. Suzanne King is in charge of product _____ at Westworld Electronics. (develop)
 2. I want to be a graphic _____ when I graduate. (design)
 3. I think that the Internet is the greatest _____ of the past 50 years. (innovate)
 4. We are looking for someone with _____ of databases and spreadsheets. (know).
 5. Christopher Cockerell was the _____ of the hovercraft. (invent).
 6. You have to pay a lot to get a good software _____ (develop).
 7. Have you seen her _____ for the new shopping centre? (design).
- V. Choose the sentence that is true for each region. Translate it from Russian into English.

Tect 5

1. The Ford Motor Company was _____ in 1903. (find/found/founded)
2. There were 2,700 business in the UK in the last quarter. (start-ups/get-ups/start-offs)
3. Sir Richard Branson is one of Britain's _____ of industry, (bosses/captains/moguls)
4. Rupert Murdoch is a media _____ who owns many newspaper and TV companies. (leader/magnate/founder)
5. That's Angelina Carlito. She's a very successful. (businessman/businesswoman/business people)
6. My mother started with one shop and now she heads up a huge business. (empire/country/world)

II. Write one word in each gap to complete this text. The first and last letters of each word are given.

„My name is John Forbes. I'm 29 years old and I've just started my fourth company. I guess I am an e _____ r because I am good at e _____ g new businesses. My aim is to g _____ w a new company until it is big enough to survive and develop. Then I move on. I like taking risks so just managing an organization would be too boring. To tell the truth, I don't have the l _____ _ _ _ p skills necessary. I can't see myself as a software t _____ n like Bill Gates. I just want to make the most of the e _____ l skills that I do have.“

III. Choose the best word to fill each gap from the alternatives given below. Put a circle around the letter, A, B or C of the word you choose.

„The economy of eastern Europe has changed a lot. Twenty years ago, the main industries were completely nationalized and many companies were owned by the (1) _____. They did not work well. They were inefficient and (2) _____. Now governments are trying to (3) _____ them, but it is not easy to find (4) _____. People don't want to put money into the old companies. However, some people are happy to (5) _____ money on new businesses and there are signs that a new enterprise (6) _____ is growing.“

1. A. nation B. state C. country
2. A. automatic B. diplomatic C. bureaucratic
3. A. privatize B. nationalize C. enterprize
4. A. corporations B. firms C. investors
5. A. save B. risk C. sell
6. A. culture B. commerce C. concern

IV. Decide what each statement is about. Write the missing word. (The first letter is given.)

1. „We use our initials "TFT" inside a blue arrow. It's on all our notepaper.“ corporate l _____ .
2. „It was a bad idea. We lost a fortune and the company collapsed.“ commercial d _____ .
3. „We're based in the US but we operate it) over 30 countries.“ m _____ corporation.

4. „We specialize in helping SMEs.“ small or medium e .
 5. „We want people to see us as expensive - but offering the very best quality.“ corporate i .
 6. „We meet once a month and we aim to help local businesses.“ c of commerce
 7. ‘By next year, all our business will take place on the Internet.’ electronic c .
 8. „I was a manager, but I’m working my way up and I hope to be a director soon.”
- V. Write the missing word in each sentence.

1. I work for myself. I have been s - employed for ten years.
2. We borrowed £80,000 from the building s to buy our house.

3. We became a p limited company last year and since then our share price has risen by 15%.
 4. I work for myself so the tax office classifies me as a s trader.
 5. We are a not-for-p organization dedicated to providing health services for the poor.
 6. Like lots of charities, we employ a professional to organize our f - raising activities.
- Total: /32

Контролируемые компетенции: УК-5

Оценка компетенций осуществляется в соответствии с Таблицей 3.

Разноуровневые задачи

1

<https://www.pewforum.org/2020/10/04/faith-on-the-hill/>

When it comes to religious affiliation, the 116th U.S. Congress looks similar to the previous Congress but quite different from Americans overall. While about a quarter (26%) of U.S. adults are religiously unaffiliated – describing themselves as atheist, agnostic or “nothing in particular” – just one member of the new Congress (Sen. Kyrsten Sinema, D-Ariz.) identifies as religiously unaffiliated (0.2%). Nearly nine-in-ten members of Congress identify as Christian (88%), compared with two-thirds of the general public (65%). Congress is both more heavily Protestant (55% vs. 43%) and more heavily Catholic (30% vs. 20%) than the U.S. adult population overall. Members of Congress also are older, on average, than U.S. adults overall. At the start of the 116th Congress, the average representative was 57.6 years old, and the average senator was 62.9 years old.¹ Pew Research Center surveys have found that adults in that age range are more likely to be Christian than the general public (74% of Americans ages 50 to 64 are Christian, compared with 65% of all Americans ages 18 and older). Still, Congress is more heavily Christian even than U.S. adults ages 50 to 64, by a margin of 14 percentage points. Over the last several Congresses, there has been a marked increase in the share of members who identify themselves simply as Protestants or as Christians without further specifying a denomination. There are now 96 members of Congress in this category (18%).

2

<https://www.quora.com/What-are-the-criticisms-of-Maslows-Hierarchy-of-Needs>

Although in 2020, people still focus on Maslow’s Pyramid of Needs because “in some ways, Maslow’s ideas were brilliant». Some later research and theory has supported them to some degree. For example, Maslow was rebelling against the traditional Behaviorist assumption that there were only a few primary motives (such as hunger and thirst). I personally liked the concept of self-actualization as it permitted me to create my own individualized motivation and envisioned goal in life, no matter the mix in culture, gender, marital status, etc. Now for the eventual criticisms. Although some of the levels in theory had some support in research, further

detailed research devised a restructured pyramid. Although not often taught in colleges, Maslow believed that there were independent motivational systems involved in the desire for love, and the need for esteem, and that these were not directly connected to the basic physiological needs. Later research in neuroscience and evolutionary biology has supported this idea. The negative: Maslow's hierarchy didn't fit more precise 2011 research in evolution. Douglas Kenrick's team of ASU, found the need to do away with all that "fluffy human-potential" thinking and replaces it with the brute certainties of research in evolutionary psychology: One of the rare situations I prefer fluffy.. allowing me a place in evolution. The needs from bottom to top: 1. Immediate psychological needs 2. Selfprotection 3. Affiliation 4. Status esteem 5. Mate acquisition 6. Mate retention 7. Parenting.

3

<https://www.bbc.com/news/magazine-23902918>

In the second half of the 20th Century, bosses began to realize that employees' hopes, feelings and needs had an impact on performance. In 1960, Douglas McGregor published a best-seller *The Human Side of Enterprise*, which contrasted traditional managerial styles with a people-centred approach inspired by Maslow. Some managers began to move away from a purely "transactional" contract with a company's staff, in which they received money in exchange for doing a job, to a complex "relational" one, where a company offered opportunities for an individual to feel fulfilled, but expected more in return. President and CEO of Hanover Insurance Bill O'Brien said: "Our traditional organizations are designed to provide for the first three of Maslow's hierarchy of human needs. Since these are now widely available to members of industrial society our organizations do not provide significantly unique opportunities to command the loyalty and commitment of our people." According to Dr. Kenrick, the appeal of Maslow's hierarchy can be explained by the fact that it reflects a pattern of growth we observe in children. "I have a child who is six years old and I noticed that when he was an infant he couldn't care less about public opinion," Kenrick says. "In kindergarten he started to worry about making friends but he didn't really care about getting respect from those people. And now he's in the first grade and you can see he's beginning to think about his friends' opinions and what status they hold him in." Kenrick also thinks the longevity of the hierarchy of needs can be explained by the pyramid which came to represent it, and which "captures a complicated idea in a very simple way". Maslow's theories have many supporters today, including US hotelier and business guru Chip Conley.

4

<https://news.gallup.com/opinion/gallup/328250/looking-back-... .aspx>

U.S. Leadership Remains Unpopular Worldwide. After tumbling to a record-low 30% during the first year of Trump's presidency, the image of U.S. leadership was not much better in the third year of his term. The median global approval rating for U.S. leadership across 135 countries and areas edged up to 33% in 2019. In Gallup's latest update from 29 countries in 2020, President-elect Joseph Biden is inheriting a battered U.S. image abroad when he takes office later this month. Overall, the world grew less accepting of migrants between 2016 and 2019, according to Gallup's latest update of its Migrant Acceptance Index. The global score on the index, which gauges people's acceptance of migrants based on increasing degrees of personal proximity to migrants, declined from 5.34 to 5.21. Canadians were the most accepting of migrants, while Americans were the sixth-most accepting population worldwide. Gallup found that about 13% women aged 18 to 60 worldwide are unmarried and have children (sub-Saharan Africa - 32%, Latin America - 24%). Most of the World Remains Confident in Police. Nearly seven in 10 people worldwide said they felt safe walking alone at night where they live (69%) and are confident in their local police (69%). While Gallup's surveys on people's perceptions of their

own security were collected before the pandemic, the results provide a baseline for how the world was primed to respond to the challenges that surfaced in 2020, including those related to law enforcement in the U.S. and elsewhere.

5

<https://www.ipsos.com/en/global-weight-and-actions>

A new global study carried out across 30 countries, finds 45% of people globally say that they are currently trying to lose weight. This figure increases to two-thirds (60%) of people in Chile who are trying to lose weight and more than 50% in Spain, Peru, Saudi Arabia, Singapore and the USA. For those looking to lose weight just over half (52% globally) would exercise more and eat more healthily, but not diet to achieve their goal. However, 4 in 10 (44%) did say that they would take action to reduce their food intake. About two-thirds of those looking to lose weight in Argentina, Chile, Mexico and the Netherlands would eat more healthily, but not diet. In China, three quarters (77%) of people looking to lose weight would use exercise to help them help with weight loss. After exercise, healthy eating and dieting, 38% of those trying to lose weight globally would drink fewer sugary drinks (this increases to more than 50% in Hungary, Malaysia and South Africa). 15% globally say they would drink less alcohol. Reducing alcohol intake (for those looking to lose weight) increases to about a quarter of the population in Great Britain (25%), Australia (23%), Belgium (23%), South Korea (25%), Russia (26%) and South Africa (24%). Sugar (62%) is the main factor that people globally would look to reduce or eliminate from their diet in order to help with weight loss. This is followed by calories (41%). For those actively looking to lose weight, two-thirds of people globally say that sugar is the factor in their diet that they would try to reduce or eliminate to help with weight loss. This percentage increases to more than 70% in Hungary, Malaysia, Poland, Russia, Turkey and South Africa.

6

<https://news.gallup.com/opinion/gallup/328490/gallup-global-leadership-update.aspx>

As data continue to pour in from Gallup's 2020 surveys across the globe, in October 2020, approval ratings of U.S. leadership are still tracking lower than they have at most points in the past decade. Across 60 countries and areas surveyed during the last year of Donald Trump's presidency, median approval of U.S. leadership stands at 22%. The highest global rating for U.S. leadership during the Trump administration was 33% in 2019. While generally unpopular across much of the world and among key allies, U.S. leadership did find favor among the majority of the population in seven of the 60 countries: Dominican Republic (66%), Cameroon (62%), Georgia (61%), Zambia (56%), Albania (56%), the Philippines (55%) and Uganda (53%). U.S. leadership garners the lowest approval ratings in Germany (6%), Iran (6%) and Iceland (5%). The global picture of the image of U.S. leadership during the last year of the Trump presidency is becoming somewhat clearer as President-elect Joe Biden prepared to take office. But until all of Gallup's 2020 fieldwork is complete in a few months, it is still too early to say that the U.S. will see its worst ranking in the history of Gallup's World Poll. However, the picture that has emerged thus far makes the foreign policy headwinds that Biden faces as he takes the helm that much more obvious. Further, Gallup collected these data before the violent protests at the U.S. Capitol, which likely will only make the challenge of restoring the U.S. reputation abroad even tougher.

7

<https://news.gallup.com/opinion/gallup/328250/looking-back-world-2020-forward-2021.aspx>

World Risk Poll Reveals Global Threat From Climate Change: The majority of people globally believe climate change poses a threat to the next generation in their countries. More than four in 10 (41%) people interviewed for the Lloyd's Register Foundation World Risk Poll in 2019 said that climate change poses a "very serious" threat to people in their countries in the next 20 years, and another 28% said it poses a "somewhat serious" threat. About one in eight (13%) said it was "not a threat at all." 750 Million Struggling to Meet Basic Needs With No Safety Net: About one in seven of the world's adults -- or about 750 million people -- fall into the Basic Needs Vulnerability Index's "High Vulnerability" group, which means they are struggling to afford either food or shelter, or struggling to afford both, and don't have friends or family to count on if they were in trouble. Globally at least some adults in every country fall into the High Vulnerability group. Internet Access was at new high worldwide before pandemic. Many residents confined to their homes during the pandemic relied on the internet as their link to the outside world. Gallup surveys in 145 countries and territories in 2019 and early 2020 show more of the world is online than ever, but there is still a digital divide. Road to recovery is tough in Latin America, parts of Europe. Latin America and Eastern/Southeastern Europe are most likely to struggle with long-term efforts to deal with COVID-19 outbreaks and setbacks. Venezuela, Brazil, Peru and Colombia score highly on the COVID-19 risk recovery measure.

8

<https://www.pewresearch.org/politics/2020/11/6/sharp-divisions-on-vote-counts>

The survey by Pew Research Center, conducted Nov. 4-5 on the nationally representative American Trends Panel among 11,818 U.S. adults, finds sharp divisions between voters who supported Joe Biden and Donald Trump over nearly all aspects of the election and voting process. Nearly half of voters (46%) say they voted by absentee or mail. A 54% majority say they voted in person, with equal shares voting on Election Day or before the election. Just 21% of Trump supporters have a positive view of how elections were administered nationally. Among Biden supporters, 94% say the elections were run and administered well. The magnitude of the differences between Trump and Biden voters is striking. While 82% of Biden supporters are very confident their own vote was counted accurately, just 35% of Trump supporters say the same. 85% of Trump voters say that Trump should continue efforts to challenge the election, and overwhelmingly support these challenges. Comparable shares of Americans have confidence in Biden (52%) and Trump (53%) to make good decisions about economic policy. Six-in-ten Democrats and Democratic-leaning independents say economic conditions will be better a year from now, compared with just 23% of Republicans and Republican leaners. And while Trump and Biden supporters have substantial disagreements over the accuracy of the vote count and how the elections were administered, 81% of Biden voters and 73% of Trump supporters found it very easy to vote.

9

<https://news.gallup.com/poll/317948/fear-bankruptcy-due-major-health-event.aspx>

The sharp rise in U.S. healthcare costs, which was already a significant problem for Americans before the COVID-19 pandemic, has only been exacerbated by new challenges presented by the outbreak. In recent months, for example, 14% of Americans with likely COVID-19 symptoms reported that they would avoid care because of cost. 88% are concerned about rising drug costs due to the pandemic. These COVID-19-related cost worries also come with a substantial racial

divide. Dovetailing with the new health-related concerns brought on by the coronavirus outbreak is the economic catastrophe that -- despite the recouping of millions of jobs since May -- persists in the form of 28 million people receiving some form of unemployment aid at the end of July. As such, Americans' concerns only intensified today because of the pandemic. The disproportionate manner in which minorities have suffered the effects of the pandemic is reflected in higher rates of concern about bankruptcy among non-White respondents, which have jumped from 52% in early 2019 to 64% today. And the elevated level of bankruptcy concerns among adults younger than 50 corresponds with substantially higher percentages of younger adults (versus older adults) who report that a friend or family member passed away in the prior five years after not having the money to pay for needed treatment. The troublesome confluence of the need to borrow money to pay a medical bill and subsequently carrying medical debt for a year or more comes at a time when two-thirds of Americans are reporting an increase in the price of their prescription drugs.

10

<https://news.gallup.com/poll/328670/americans-expect-history-judge-trump-harshly.aspx>

The Oct. 4-15 Gallup poll asked Americans to predict how Trump and eight other recent U.S. presidents will go down in history. These include the last seven presidents as well as Richard Nixon, typically the poorest rated, and John Kennedy, typically the highest rated. Kennedy continues to be rated highest overall, with seven in 10 regarding him as an outstanding or above average president. Majorities say the same about Barack Obama (56%) and Ronald Reagan (52%). Trump has the most polarized image of all presidents, with most Americans either predicting he will be remembered well or poorly, rather than average. This contrasts with George H.W. Bush, George W. Bush and Jimmy Carter, whose positive ratings are similar to those of Trump but who have much lower negative ratings than Trump. For the most part, Americans regard those three former presidents as being average. Six in 10 Americans believe that history will regard President Donald Trump negatively, including 47% who say he will be remembered for doing a "poor" job. In contrast, fewer than three in 10 think he will be remembered as an "outstanding" (9%) or "above average" (20%) president. Relatively few, 10%, believe he will go down in history as an "average" president. Views of Trump's legacy are highly partisan, with most Republicans thinking he will be remembered as above average (72%) or as an outstanding one (23%). Gallup did not measure perceptions of Nixon until 1999, and opinions of him have gotten worse since then (22% positive, 41% negative). Thus, it is also possible that Trump's perceived historical positioning will worsen as his presidency retreats into the past.

11

<https://www.pewresearch.org/fact-tank/2020/07/23/are-you...-middle-class/>

Lower-income adults, already under significant financial pressure, have been especially vulnerable to the economic fallout from the COVID-19 outbreak in 2020, according to a Pew Research Center survey conducted April 29-May 5, 2020. The survey found that 36% of lower-income adults and 28% of middle-income adults said they had lost a job or taken a pay cut due to the coronavirus outbreak, compared with 22% of upper-income adults. Each household's income is made equivalent to the income of a three-person household (the whole number nearest to the average size of a U.S. household, which was 2.5 in 2018). Middle-income households had incomes ranging from about \$48,500 to \$145,500 in 2018. Lower-income households had incomes less than \$48,500 and upper-income households had incomes greater than \$145,500 (all figures computed for three-person households, adjusted for the cost of living in a metropolitan area, and expressed in 2018 dollars). In a Center survey conducted in April 2020, only 23% of lower-income adults said they had rainy day funds that could last three months, compared with 48% of middle-income adults and 75% of upper-income adults. About half of U.S. adults (52%) lived in middle-income households in 2018, according to a new Pew Research Center analysis of

government data. Roughly three-in-ten (29%) were in lower-income households and 19% were in upper-income households. Our latest analysis shows that the share of adults who live in middle-income households varies widely across the 260 metropolitan areas examined, from 39% in Las Cruces, New Mexico, to 67% in Ogden-Clearfield, Utah. The share of adults who live in lower-income households ranges from 16% in Ogden-Clearfield to 49% in Las Cruces. The estimated share living in upper-income households is greatest in San Jose-Sunnyvale-Santa Clara, California (34%) and the smallest in El Centro, California (7%).

12

<https://www.pewforum.org/2018/04/25/when-americans-say-they-believe-in-god-what-do-they-mean/>

When Americans Say They Believe in God, What Do They Mean? Nine-in-ten Americans believe in a higher power, but only a slim majority believe in God as described in the Bible. A new Pew Research Center survey of more than 4,700 U.S. adults finds that one-third of Americans say they do not believe in the God of the Bible, but that they do believe there is some other higher power or spiritual force in the universe. A slim majority of Americans (56%) say they believe in God “as described in the Bible.” And one-in-ten do not believe in any higher power or spiritual force. In the U.S., belief in a deity is common even among the religiously unaffiliated – a group composed of those who identify themselves, religiously, as atheist, agnostic or “nothing in particular,” and sometimes referred to, collectively, as religious “nones.” Indeed, nearly three-quarters of religious “nones” (72%) believe in a higher power of some kind, even if not in God as described in the Bible. Overall, about half of Americans (48%) say that God or another higher power directly determines what happens in their lives all or most of the time. An additional 18% say God or some other higher power determines what happens to them “just some of the time.” Nearly eight-in-ten U.S. adults think God or a higher power has protected them, and two-thirds say they have been rewarded by the Almighty. Six-in-ten Americans say God or a higher power will judge all people on what they have done, and four-in-ten say they have been punished by God or the spiritual force they believe is at work in the universe.

13

<https://www.pewforum.org/2020/10/14/measuring-religion-in-pew-research-centers-american-trends-panel/>

Random-digit dial phone surveys and the NPORS produce similar estimates of the share of Americans who say they pray daily. In a 2019 RDD survey 49% of respondents report that they pray at least once a day, as do 48% of participants in the NPORS. After adjusting to NPORS-based targets for religious affiliation, the ATP produces estimates of prayer frequency that are only slightly lower than both sources, with 45% of ATP respondents saying they pray daily. RDD polls and the NPORS also produce similar estimates of the share of Americans who say religion is “very important” in their lives (48% in a March 2019 RDD survey, 45% in the NPORS). On this measure, the ATP produces a somewhat lower estimate of the share of U.S. adults who consider religion very important (41%), even after weighting to NPORS-based religious affiliation targets. Still, the differences between the ATP and NPORS-based estimates are relatively modest. And all three sources find that nearly two-thirds or more of U.S. adults say religion is at least “somewhat” important in their lives. Studies conducted in 2007 and 2014 have shown that the country has been growing less religious over time. They continue trends first observed in the General Social Survey (GSS) as long ago as the early 1990s. These major developments in American religion include the decline of the Christian share of the population, the growth of religious “nones,” and a downturn in self-reported rates of religious attendance.

Big reductions in the share of Americans who say religion is very important to them in the future can probably be interpreted as indicators of continuing declines in the country's religiosity.

14

<https://www.pewsocialtrends.org/2020/09/24/economic-fallout-from-covid-19...>

As many Americans struggle with the effects of the coronavirus recession, a third say they have turned to savings or retirement accounts to pay their bills. Additionally, more than one-in-ten have borrowed money from friends or family (17%), gotten food from a food bank or charitable organization (17%), or received government assistance benefits (15%) or unemployment benefits (15%). Use of these additional resources since the coronavirus outbreak began is more common among Americans with lower incomes. More than four-in-ten lower-income adults (44%) say they have used money from a savings or retirement account to pay their bills during this time, and about a third or more have borrowed money from friends or family (35%), gotten food from a food bank or charitable organization (35%), or received government food assistance (37%). Among middle-income adults, 33% say they have used money from a savings or retirement account to pay their bills, 11% have borrowed money from family or friends, 12% have gotten food from a food bank or charitable organization, and 7% have received government food assistance. While much smaller shares of upper-income adults say they have drawn on these resources, 15% say they used money from a savings or retirement account to pay their bills since the coronavirus began. Those affected by coronavirus related job loss or pay cuts are much more likely than those who have not experienced these setbacks to have drawn on additional resources.

15

<https://www.pewforum.org/2020/10/14/measuring-religion-in-pew-research-centers-american-trends-panel/>

Random digit-dial telephone surveys show that religious “nones” (people who describe themselves, religiously, as atheist, agnostic) have been growing as a share of the U.S. adult population and Christians have been declining for quite some time. In the Pew Research Center's most current RDD polling, 63% of U.S. adults identify as Christians (including 43% who are Protestant, 19% who are Catholic, and 2% who are Mormon), and 28% are “nones” (including 4% who describe themselves as atheists, 5% who are agnostics, and 18% who are “nothing in particular”). By way of comparison, in the Center's polling from roughly a decade ago, in 2009, 77% of U.S. adults described themselves as Christians (14 percentage points higher than today), and 17% described themselves as religious “nones” (11 points lower than today). The 2020 NPORS paints a portrait of the country's religious composition that is very similar to the findings of the Center's recent RDD surveys. In the NPORS, 64% of respondents self-identify as Christian, and 28% are religious “nones.” By comparison with both recent RDD surveys and the NPORS, the ATP finds a modestly but significantly higher percentage of respondents who identify as religious “nones” and fewer Christians. In the 2020 ATP profile survey 60% of respondents described themselves as Christians (3 points lower than in recent RDD surveys and 4 points lower than in the NPORS), and 32% described themselves as religious “nones”

Контролируемые компетенции: УК-4, УК-5

Оценка компетенций осуществляется в соответствии с таблицей 3.

Билеты зачета

1

1. Read and translate the text for the gist.
2. Find professionally oriented terms.

<https://news.gallup.com/poll/392159/inflation-concerns-fueling-low-economic-confidence.aspx>

In the latest Gallup poll, conducted April 1-19, four in five U.S. adults rate current economic conditions in the country as only fair (38%) or poor (42%), with few describing conditions as excellent (2%) or good (18%). Furthermore, 76% of Americans say the economy is getting worse, 20% say it is improving, and 3% think it is staying the same. The resulting -39 Economic Confidence Index reading is identical to last month but well above the record low of -72 in October 2008, during the Great Recession. The ECI has been in negative territory since July 2021 as Americans have watched the inflation rate climb to its highest levels since 1981 and felt its effects on their own finances. In addition to rising inflation, the U.S. public is increasingly worried about high fuel prices. Roughly four in 10 Americans name economic issues as the most important problem facing the U.S. This figure includes 17% who mention inflation or the high cost of living, 12% who name the economy in general and 6% who say fuel prices. Each of these specific economic issues is mentioned less than the government, which remains a top problem for 20% of U.S. adults. Mentions of the coronavirus have dwindled to 4% in the latest poll after consistently rating as one of the top issues for the past two years. The percentage of U.S. adults who cite any economic concern as the country's most important problem has edged up four percentage points this month to 39%, the highest level in six years. Still, this is well below the highs seen during economic recessions in February 2009 (86%) and March 1991 (73%). As was the case last month, mentions of inflation are at their highest point since 1984. Republicans and Republican-leaning independents are more likely than Democrats and Democratic-leaning independents to cite economic issues (42% vs. 33%, respectively) and inflation specifically (20% vs. 14%) as the nation's top problem. Likewise, more Republicans than Democrats mention the government/poor leadership (24% vs. 17%) and illegal immigration (12% vs. 3%). For their part, Democrats (8%) are significantly more likely than Republicans (1%) to name race relations. Economic confidence remains sharply low but still well above readings during the Great Recession. However, if inflation continues to rise and gas prices remain elevated heading into the summer months, economic confidence in the U.S. may well fall further.

2

1. Read and translate the text for the gist.
2. Find professionally oriented terms.

<https://www.pewresearch.org/fact-tank/2022/05/09/about-a-third-of-asian-americans-say-they-have-changed-their-daily-routine-due-to-concerns-over-threats-attacks/>

Amid ongoing reports of racially motivated threats and attacks against Asians in the United States, a majority of Asian Americans say violence against them is increasing, according to a new Pew Research Center survey. Most Asian Americans also worry about being threatened or attacked, with a third saying they have changed their daily routine because of these concerns. Overall, about six-in-ten Asian adults (63%) say violence against Asian Americans in the U.S. is increasing, while 19% say there has not been much change and 8% say it is decreasing. This is down somewhat since last year, when 81% of Asian Americans said violence against them was increasing. In an open-ended question that accompanied the 2021 survey, a majority of those who perceived rising violence against Asian Americans attributed it to former President Donald Trump, racism, COVID-19 and its impact on the nation, and scapegoating and blaming Asian people for the pandemic. In the new survey, about one-in-five Asian Americans say they worry daily (7%) or almost daily (14%) that they might be threatened or attacked because of their race or ethnicity, while 51% say they worry sometimes, 18% rarely worry and 10% say they never worry. Among those who worry rarely or more often, about a third of Asian adults (36%) say they have altered their daily schedule or routine in the past 12 months due to worries that they might be threatened or attacked. Asian Americans also say community leaders could be doing more to protect people. More Asian American adults give their local officials a bad rating than a

good one when it comes to addressing violence against Asian Americans (43% vs. 19%). One-in-five (20%) say violence against Asian Americans is not an issue in their community, and 18% say they are not sure about the job local officials are doing. The survey was conducted April 11 to 17, 2022, about a year after the fatal shooting of eight people, including six women of Asian descent, in the Atlanta area. Soon after the incident, President Joe Biden announced actions to address anti-Asian violence and signed into law a measure aiming to curb hate crimes.

3

1. Read and translate the text for the gist.
2. Find professionally oriented terms.

<https://www.pewresearch.org/politics/2022/05/10/americans-concerns-about-war-in-ukraine-wider-conflict-possible-u-s-russia-clash/>

As the conflict between Russia and Ukraine enters its third month, most Americans say they support actions taken by the Biden administration in response to the Russian invasion, such as placing strict economic sanctions on Russia, sending military equipment and weapons to Ukraine and stationing large numbers of U.S. military forces in NATO countries near Ukraine. In general, more U.S. adults approve (45%) than disapprove (34%) of the Biden's administration's response to the Russian invasion of Ukraine. Views of the administration's response are largely unchanged since March (when 47% approved and 39% disapproved). The new Pew Research Center survey, conducted April 25-May 1, 2022, among 5,074 U.S. adults found that the public has multiple concerns over possible consequences from the war in Ukraine. Roughly six-in-ten (59%) are extremely or very concerned about the possibility of Russia invading other countries in the region, while another 25% are somewhat concerned; 15% are not too or not at all concerned. Similar shares are at least very concerned about the war in Ukraine possibly continuing for a long time (57%) and Ukraine being defeated and taken over by Russia (55%). About half of Americans also say they are either extremely (24%) or very (26%) concerned about the possibility of U.S. and NATO support for Ukraine leading to a U.S. war with Russia, with about one-third also saying they are somewhat concerned about this. Only about one-in-five (18%) say they are not too or not at all concerned about this. Opinions about the level of support the United States is providing to Ukraine have changed since March. Currently, 31% say the U.S. is not providing enough support to Ukraine, while 35% say its support is about right; 12% say the U.S. is doing too much. The share of Americans who say the U.S. is doing too little to support Ukraine has declined 11 percentage points since March, from 42% to 31%. In late April, President Joe Biden proposed a massive package of military and economic assistance to support Ukraine and U.S. allies in the region, more than doubling the aid the U.S. has provided thus far during the conflict. The public's views of the Biden administration's response to Russia's invasion of Ukraine have changed little since March. However, these opinions have shifted somewhat within each party. Among Republicans and Republican-leaning independents, the share who disapprove of the Biden administration's response to the Russian invasion has declined since March. Two months ago, two-thirds of Republicans said they disapproved of the administration's response; today, a smaller majority (55%) disapproves. The share of Republicans who strongly disapprove of the Biden administration's handling of the situation has declined by 15 points (42% in March, 27% now). Among Democrats and Democratic leaners, there has been a decline in the share saying they approve of the Biden administration's response to the Russian invasion. In March, 69% approved, including three-in-ten who strongly approved. That is down to 63% today, with 23% who strongly approve. Equal shares of Democrats say they disapprove today as did in March. Large majorities of Americans support various actions taken by the U.S. in response to the Russian invasion. Three-in-four Americans approve of the U.S. placing strict economic sanctions on Russia, including more than half who strongly approve. About one-in-ten say they disapprove (12%), while a similar share is unsure (13%). The U.S. decision to send military equipment and weapons to Ukraine also draws strong support from the public: 71% say they approve this action, while just 16% disapprove. About one-in-ten (12%)

say they are not sure. Nearly two-thirds (64%) also approve of the U.S. decision to station large numbers of U.S. military forces in NATO countries near Ukraine. One-in-five Americans disapprove of this decision, while 15% are not sure.

4

1. Read and translate the text for the gist.

2. Find professionally oriented terms.

<https://www.pewresearch.org/global/2022/04/06/seven-in-ten-americans-now-see-russia-as-an-enemy>

Russia's invasion of Ukraine has led to a dramatic shift in American public opinion: 70% of Americans now consider Russia an enemy of the United States, up from 41% in January. And on this topic, Democrats and Republicans largely agree, with 72% of Democrats and 69% of Republicans describing Russia as an enemy. A new Pew Research Center survey, conducted March 21-27, finds that just 7% of U.S. adults have an overall favorable opinion of Russia. Only 6% express confidence in its leader, President Vladimir Putin. In contrast, 72% have confidence in Ukrainian President Volodymyr Zelenskyy. The ongoing war has brought renewed attention to NATO. Ukraine is not a NATO member, but it borders several member states, and NATO leaders have worked together in recent weeks to coordinate their responses to the crisis. Attitudes toward the alliance have grown more positive since Russia's invasion: 67% express a favorable opinion of the organization, up from 61% in 2021. Meanwhile, 69% say the U.S. benefits a great deal or a fair amount from being a NATO member. Bar chart showing Democrats more likely to believe the U.S. benefits from NATO membership. While both Democrats and Republicans (including those who lean to each party) hold largely positive views about NATO and U.S. membership in the organization, Democrats are consistently more positive, especially liberal Democrats. For instance, 85% of liberal Democrats think the U.S. benefits a great deal or a fair amount from NATO membership; among conservative Republicans, only 51% hold this view. Still, partisan differences over NATO have shrunk somewhat over the past year. The share of Democrats and Democratic leaners with a favorable overall opinion of NATO has held steady at nearly eight-in-ten, but among Republicans and GOP leaners, positive views have increased from 44% in spring 2021 to 55% today. Line chart showing a smaller partisan gap on views of NATO and Russia from 2021 to 2022. The partisan gap on Russia favorability has also decreased. In 2020 – the last time this question was asked – there was a 17 percentage point difference between the share of Democrats with a very unfavorable opinion of Russia and the share of Republicans with that view; now the gap is only 5 points. Democrats and Republicans are also now more closely aligned on views about the threat posed by Russia. In the current survey, 66% of Democrats and Democratic-leaning independents say Russia is a major threat to the U.S., similar to the 61% registered among Republicans and Republican-leaning independents. However, when this question was last asked in 2020, only 48% of Republicans considered Russia a major threat, compared with 68% of Democrats. These are among the key findings of a new survey conducted by Pew Research Center on the Center's nationally representative American Trends Panel among 3,581 adults from March 21 to 27, 2022.

Контролируемые компетенции: УК-4

Оценка компетенций осуществляется в соответствии с таблицей 4.

Вопросы к зачету

Образец билета для зачета

1. Read and translate the text.

2. Find professionally oriented terms.

<https://www.pewresearch.org/fact-tank/2022/05/12/by-a-wide-margin-americans-view-inflation-as-the-top-problem-facing-the-count>

Seven in ten Americans view inflation as a very big problem for the country, followed by the affordability of health care (55%) and violent crime (54%). About half say gun violence and the

federal budget deficit are very big problems (51% each), according to a Pew Research Center survey conducted April 25-May 1 among 5,074 U.S. adults. More than two years into the coronavirus pandemic, just 19% of Americans rate the coronavirus outbreak as a very big problem for the country, the lowest share out of 12 issues included in the survey. In June 2020, in the early stages of the outbreak, 58% rated it as a very big problem, placing it among the top concerns at the time. Pew Research Center conducted this study to better understand Americans' views of the major problems facing the country. For this analysis, we surveyed 5,074 U.S. adults in April and May 2022. Everyone who took part in this survey is a member of the Center's American Trends Panel (ATP), an online survey panel that is recruited through national, random sampling of residential addresses. This way nearly all U.S. adults have a chance of selection. The survey is weighted to be representative of the U.S. adult population by gender, race, ethnicity, partisan affiliation, education and other categories.

6.5. Вопросы к зачету с оценкой

Образец билета

1. Read, translate and render the text
2. Find professionally oriented terms

As much of Europe grapples with how to reduce its dependence on Russian oil and gas, 61% of Americans say they would favor the United States expanding production to export large amounts of natural gas to European countries. A smaller share (37%) say they would oppose expanding natural gas production to export to countries in Europe. Seven-in-ten Republicans and Republican-leaning independents favor exporting large amounts of natural gas to European countries, as do a somewhat smaller majority of Democrats and Democratic leaners (55%), a new Pew Research Center survey finds. In response to Russia's invasion of Ukraine, European countries, including Germany and Italy, have announced plans to phase out oil and gas imports from Russia – the largest supplier of energy to Europe. The Biden administration has pledged to increase natural gas exports to the European Union, though a large increase in natural gas exports could face challenges, including production timelines and existing pipeline and export terminal capabilities. While the survey finds broad support for exporting natural gas to Europe, the findings also underscore how potential impacts on domestic prices are front-of-mind for large shares of Americans. Two-thirds (67%) say the impact on natural gas prices in the U.S. should be a major consideration when it comes to whether the U.S. should export large amounts of natural gas to European countries. Both those in favor of and opposed to exporting U.S. natural gas to Europe agree that the impact on domestic prices should be a major consideration. Prices rank ahead of other considerations, including the impact on climate change and the Russian economy. About half (51%) say the impact on climate change should be a major consideration when it comes to whether the U.S. should export large amounts of natural gas to Europe. Those who oppose increasing natural gas exports to Europe are more likely than those who favor this to say that climate impacts should be a major consideration (64% vs. 44%). Climate experts have raised concerns about the effects that President Joe Biden's plan to increase natural gas exports might have on the administration's climate goals.

ЛИСТ РЕГИСТРАЦИИ ИЗМЕНЕНИЙ

[illegible]